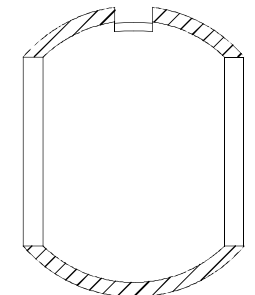
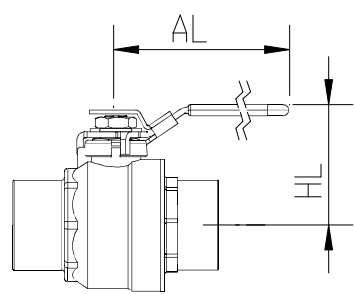


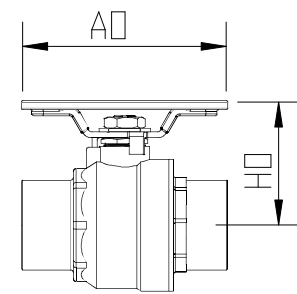
Ref. No.	Description	Material	Qty	Remarks
1	Body	ASTM B124-C37700 Brass	1	1/2" to 1-1/2"
		ASTM B584-C85700 Brass		2" to 3"
2	Ball	ASTM B16-C36000 Brass (Chrome Plated)	1	1/2" to 3/4"
		ASTM B124-C37700 Brass (Chrome Plated)		1" to 3"
3	End Cap	ASTM B124-C37700 Brass	1	
4	Seat	PTFE	2	
6	Stem	ASTM B16-C36000	1	
7	Stem Packing	PTFE	1	
8	Handle	ASTM A283-D Steel	1	Zinc Plated
9	Handle Sleeve	Vinyl	1	
10	Thrust Washer	PTFE	1	2" to 3"
11	Packing Gland	ASTM B16-C36000	1	
13	Handle Nut	AISI-1010 Steel	1	Zinc Plated



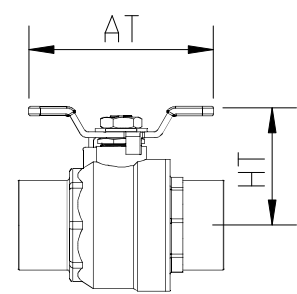
1" & LARGER BALLS



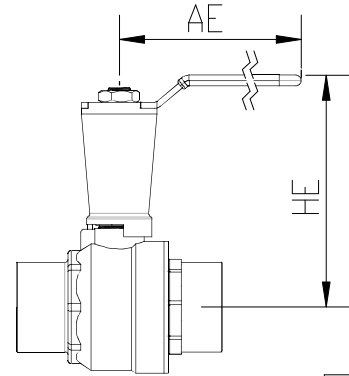
LOCKING LEVER KIT



OVAL HANDLE KIT



TEE HANDLE KIT



STEM EXTENSION KIT

SIZE	ØD	A	L	H	AL	HL	AO	HO	AT	HT	AE	HE
1/2	0.50	3.15	1.93	1.50	3.27	1.74	2.76	1.52	2.60	1.42	2.95	4.35
3/4	0.75	4.33	2.72	1.85	4.33	2.13	3.54	1.87	3.31	1.77	3.94	4.84
1	0.98	4.33	3.31	2.05	4.33	2.33	3.54	2.07	3.31	1.97	3.94	5.04
1-1/4	1.26	5.12	3.78	2.36	5.24	2.67	4.33	2.38	3.94	2.28	4.92	5.31
1-1/2	1.50	5.12	4.29	2.56	5.24	2.87	4.33	2.58	3.94	2.48	4.92	5.51
2	1.97	7.87	5.35	3.11	7.99	3.58	5.35	3.23	4.72	3.11	7.87	6.06
2-1/2	2.48	7.87	6.18	3.50	7.99	3.94	5.35	3.58	4.72	3.46	7.87	6.34
3	2.95	7.87	7.09	3.86	7.99	4.29	5.35	3.94	4.72	3.82	7.87	6.69

FNW™

4120 NE Columbia Blvd
 Portland, OR 97211
 Phone (503)287-8383
 Fax (503)281-9677

TITLE/DESCRIPTION
1/2" ~ 3" FIGURE 410A
BRASS, 600 WDG, SWEAT END BALL VALVE

DATE: 02-068-2014	BY: PEA	NUMBER: 411A_050-300
REV: 2	APVD:	

CONFIDENTIAL AND PROPRIETARY INFORMATION BELONGING TO FNW VALVE. SUBMITTED FOR THE LIMITED PURPOSE OF PROVIDING INFORMATION ON PRODUCTS AND SYSTEMS. BY RECEIVING THIS DOCUMENT, YOU AGREE NOT TO DISCLOSE SUCH INFORMATION TO OTHERS EXCEPT BY WRITTEN PERMISSION OF FNW VALVE.

UNITS: INCHES	SCALE: NTS	PAGE 1 OF 1
---------------	------------	-------------